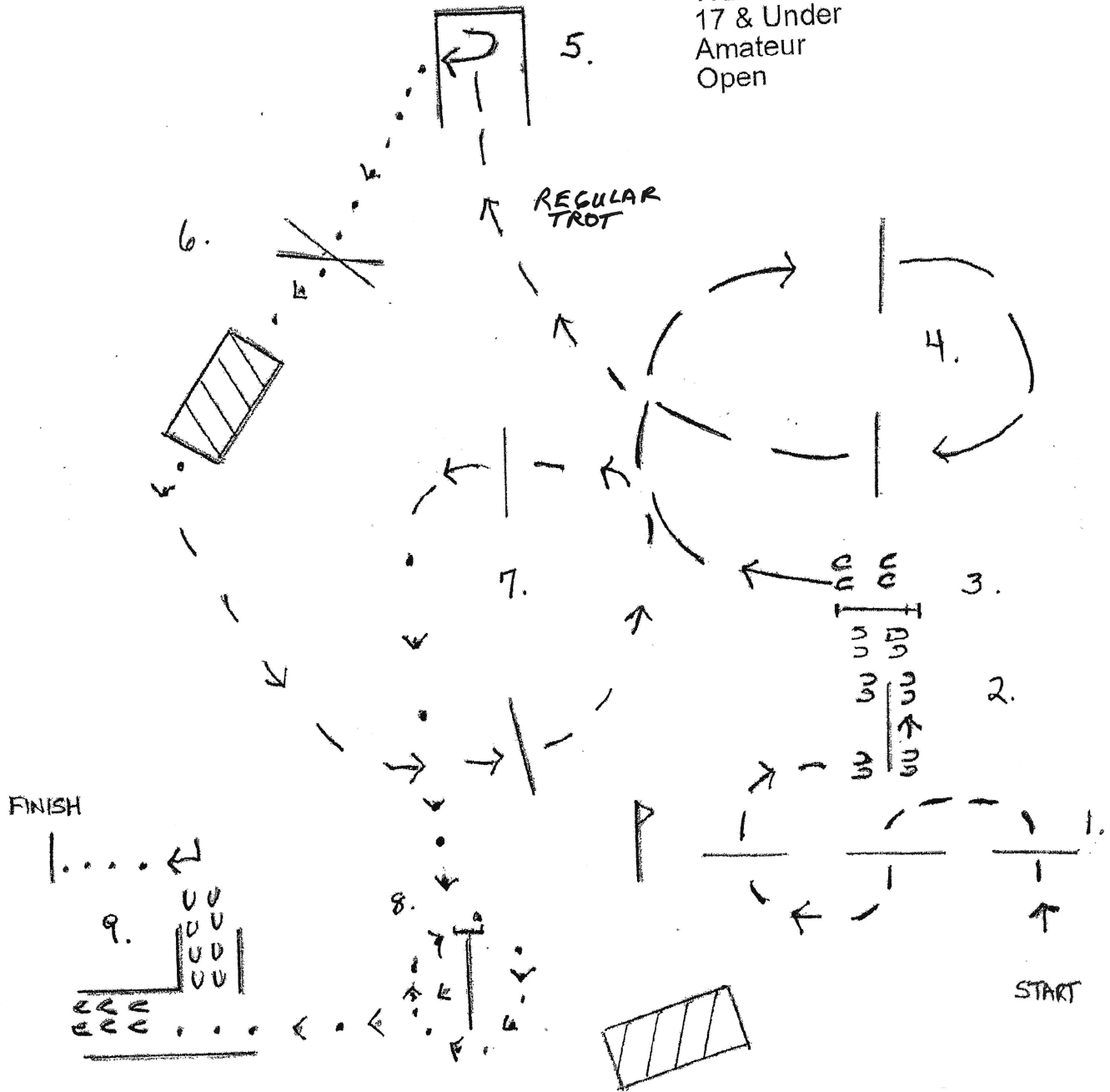


RANCH TRAIL WALK/TROT
CLASSES #62, 63, 64, 65

Walk/Trot Division#
17 & Under
Amateur
Open



1. Trot over poles to side pass
2. Sidepass left over pole to gate
3. Left hand push gate, go through and close
4. Extended trot over poles, trot into chute
5. 3/4 turn to right, walk out over pole
6. Walk over "X" and bridge
7. Trot over poles, extended walk to bucket/drag
8. Pick up bucket, carry around pole and return to pole
(Walk/Trot Div#, 17 & Under)
Drag log around pole and return to pole (Amateur & Open)
9. Walk into chute, back "L", 1/4 turn right, walk out

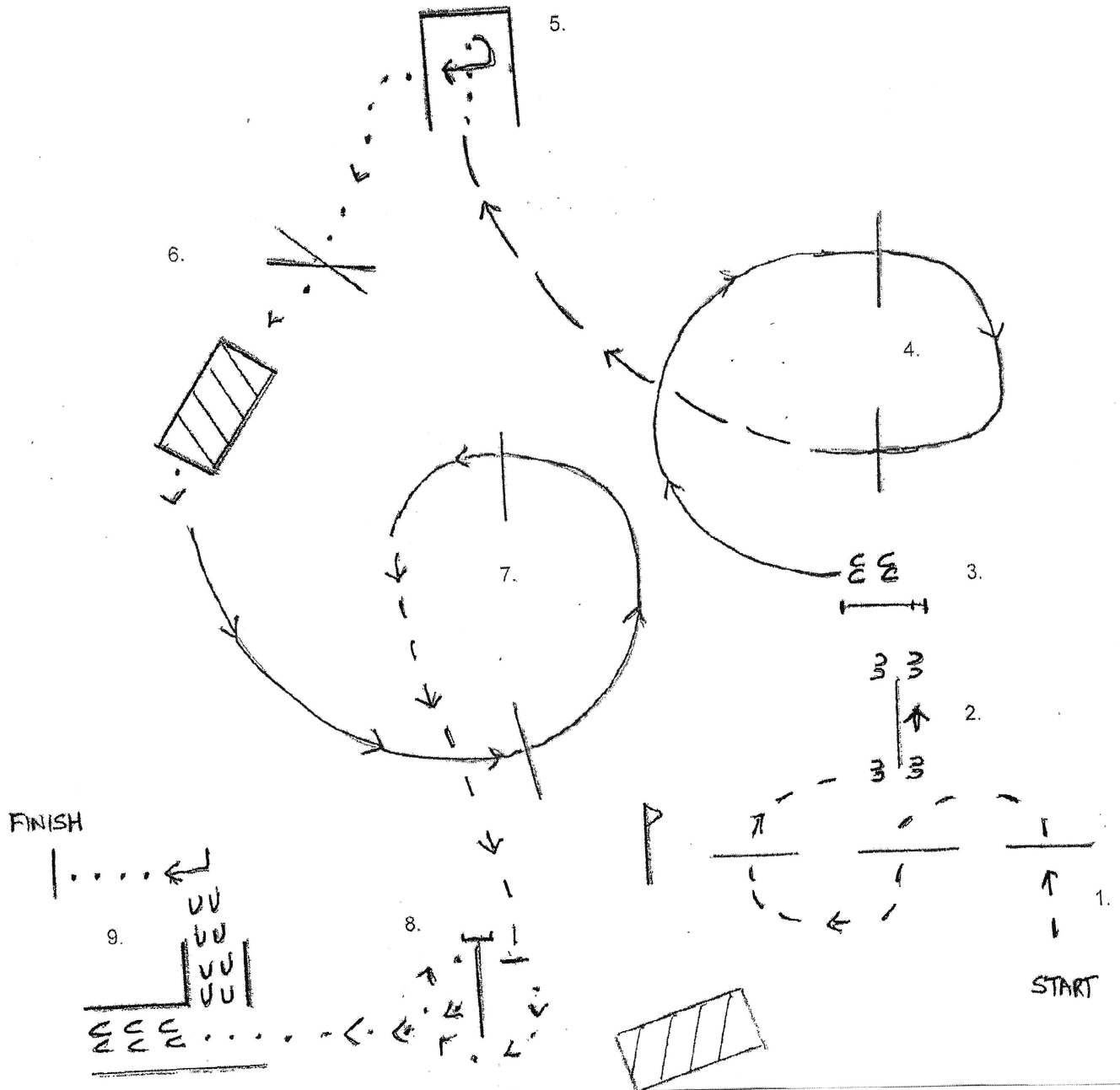
Walk

Extended Walk • • •

Trot — — — —

Extended Trot _____

RANCH TRAIL PATTERN FOR CLASSES 66, 67, 68 17 & UNDER, AMATEUR, OPEN



1. Trot over poles to side pass pole
2. Sidepass left over pole to gate
3. Left hand push gate, go through and close
4. Right lead lope over poles, extended trot to chute
5. Walk into chute, 3/4 right turn, walk out over pole
6. Walk over "X" and bridge
7. Left lead lope over poles, trot to bucket/drag
8. Pick up bucket, carry around pole and return to pole (**17 & Under**)
Drag log around pole and return to pole (**Amateur & Open**)
9. Walk into back up chute, back "L", 1/4 turn right, walk out

Walk

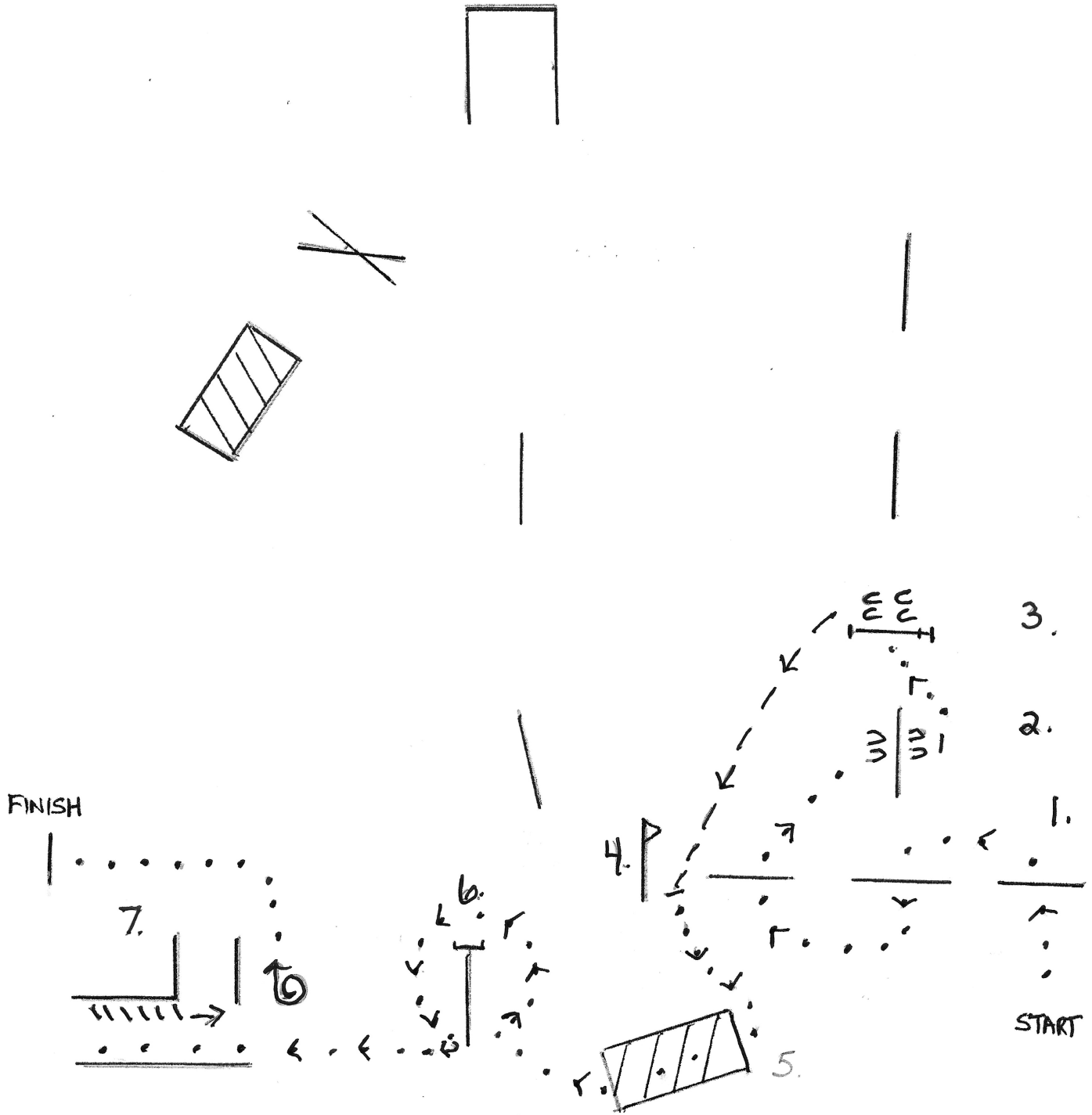
Trot _ _ _ _ _

Extended Trot _ _ _ _ _

Lope _ _ _ _ _

IN-HAND TRAIL OPEN

CLASS #69



1. Trot over poles to side pass pole
2. Stop horse so only front legs are over pole. Stop and settle horse
3. Walk through left hand push gate and close
4. Trot to mailbox, remove mail and replace back in box
5. Walk over bridge to bucket/drag
6. Pick up bucket, carry counter clockwise around pole and return to pole
7. Walk into backup chute, back straight out, turn 1 1/4 circle to right, walk to finish

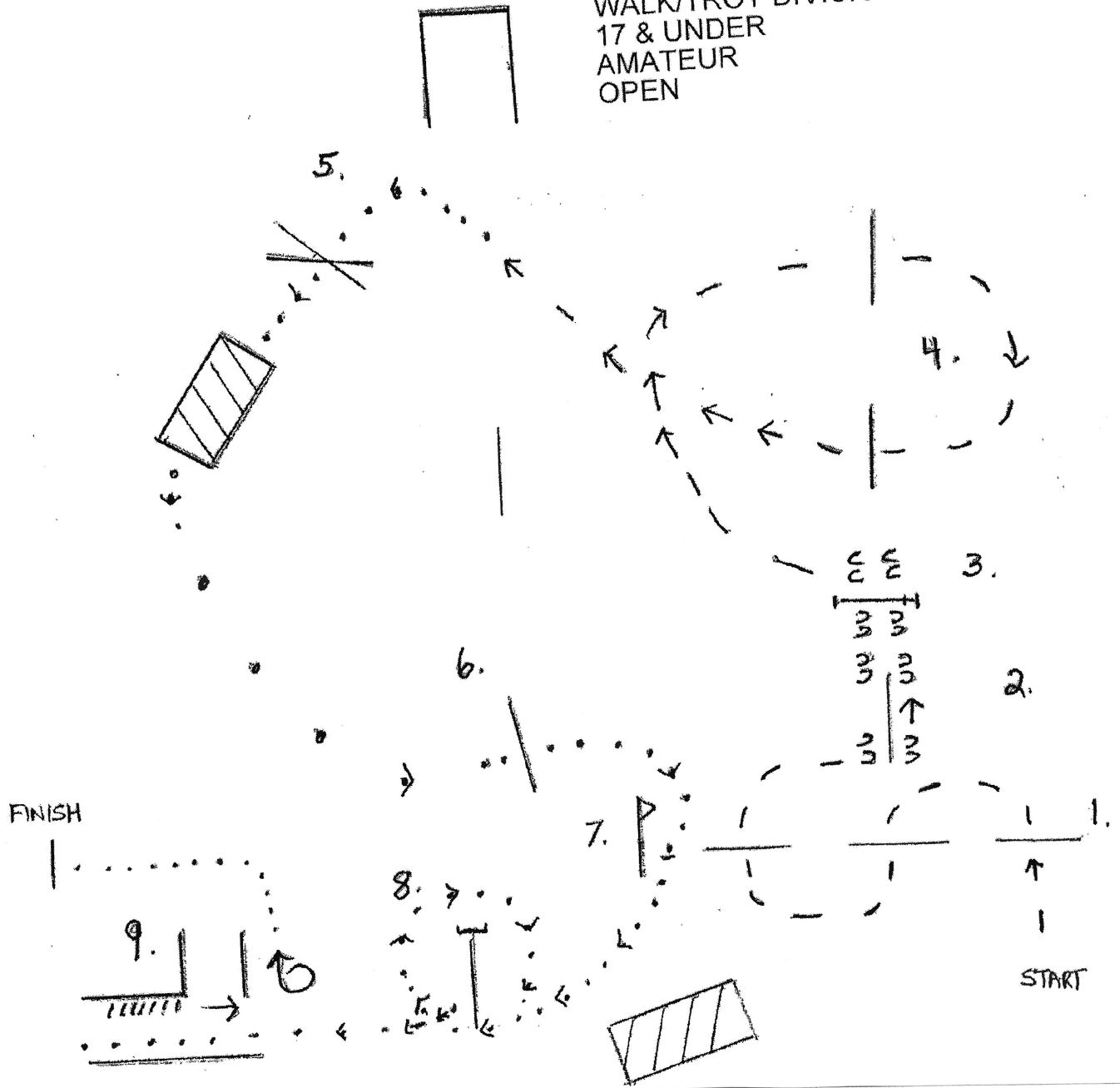
Walk

Trot _____

Back \\\\\\\

TRAIL WALK/TROT CLASSES
 CLASSES 70, 71, 72, 73

WALK/TROT DIVISION#
 17 & UNDER
 AMATEUR
 OPEN

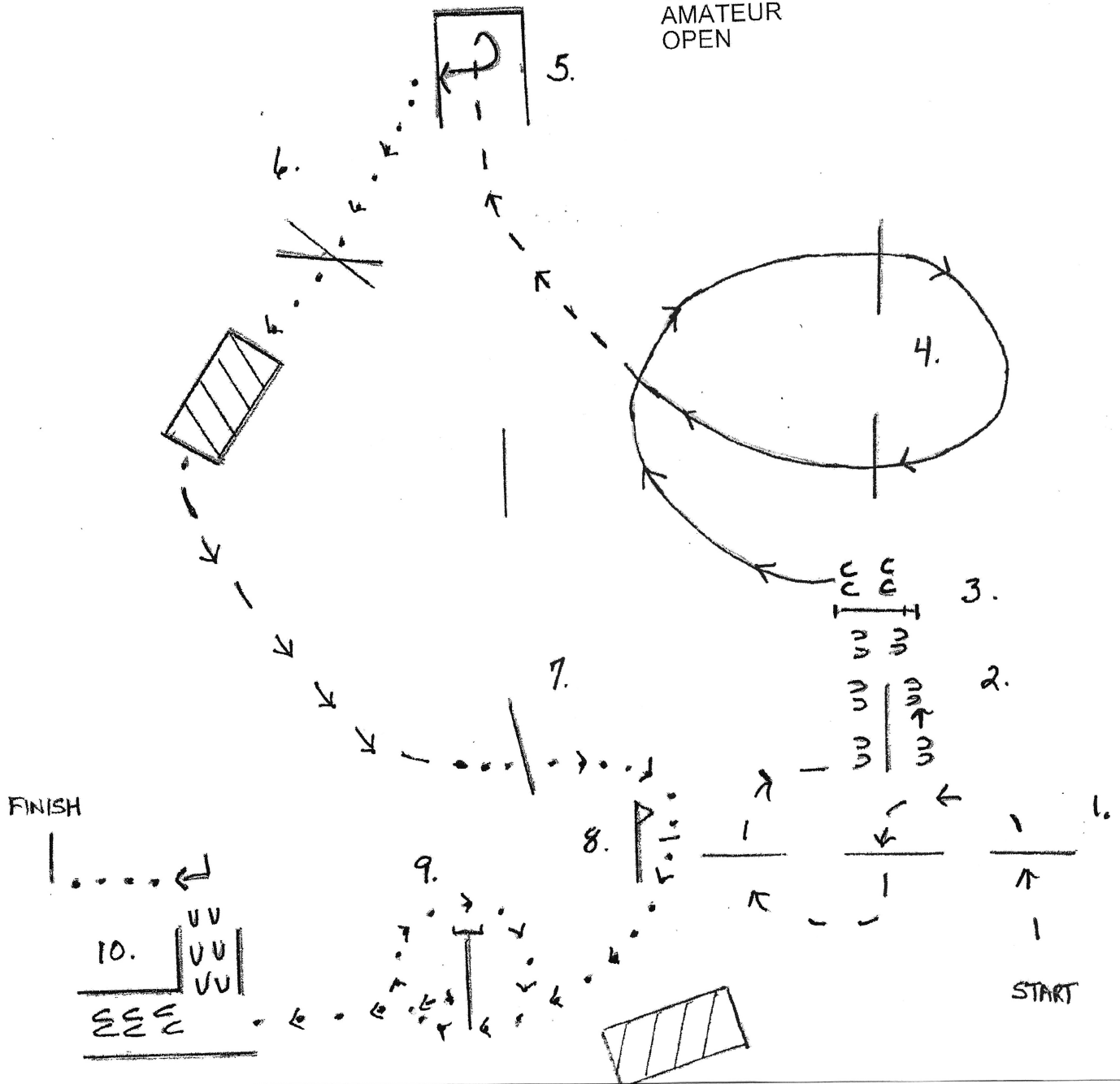


1. Trot over poles to side pass pole
2. Sidepass left over pole to gate
3. Left hand push gate, go through and close
4. Trot over poles, walk to "X"
5. Walk over "X" and bridge, extended walk to pole
6. Walk over pole to mailbox
7. Open mailbox, remove mail, return mail to mailbox, walk to bucket/drag
8. Pick up bucket, carry around pole and return to pole
9. Walk into backup chute, back straight out, turn 1 1/4 turn to right, walk to finish

Walk
 Extended Walk
 Trot - - - - -
 Back // // // // //

TRAIL WALK/TROT/LOPE
CLASSES 74, 75, 76

17 & UNDER
AMATEUR
OPEN



1. Trot over poles to side pass
2. Sidepass left over pole to gate
3. Left hand push gate, go through and close
4. Right lead lope over poles, trot into chute
5. 3/4 right turn, walk out over pole
6. Walk over "X" and bridge, trot to pole
7. Walk over pole to mailbox
8. Open mailbox, take out mail and return to mailbox, walk to bucket/drag
9. Pick up bucket, carry around pole and return to pole
10. Walk into backup chute, back "L", 1/4 turn right walk out

Walk

Trot _____

Lope _____